

HERMETIC SEALED DC CONTACTOR (Bi-directional DC Contactor)

EVHB600

Application (응용분야)

Electric Vehicle, Charging System, Battery Energy Storage System, Fuel Cell Vehicle, etc.

Magnet coil ratings (코일정격)

Nominal voltage(V)		Item	Inrush Coil current 200ms (Max.)	Holding Coil current	Pick-up voltage (V) max.	Drop-out voltage (V) min.	Holding voltage (V) min.	Max. voltage (V)	Remark
12S	12V		4.4A	0.49A	9VDC	6VDC	7.5VDC	18VDC	PWM Economizer
24S	24V		2.0A	0.25A	18VDC	9VDC	10VDC	32VDC	

Notes : 1. Nominal current and coil resistance are measured at +20°C.

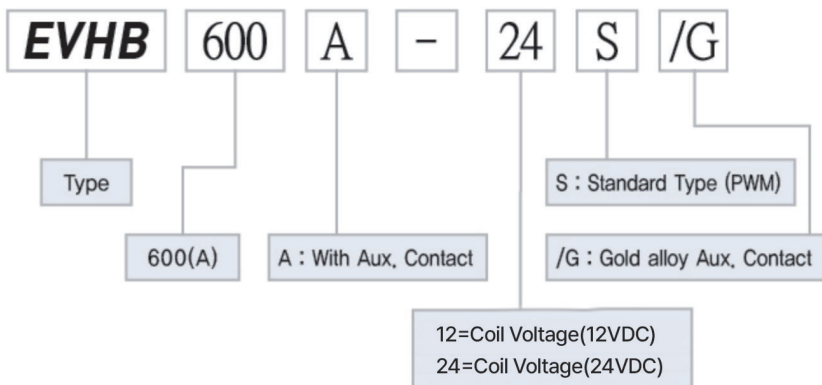
2. Differences of coil resistance are ±10%.

3. Performance characteristic coi temperature is measured at +20°C.

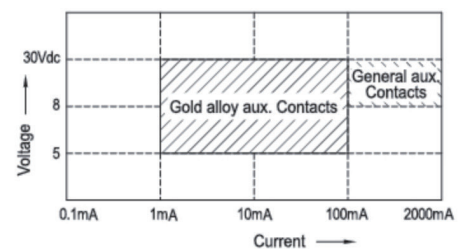
Contact ratings (접점정격)

Item	Type	1 Pole Resistor load
		EVHB600
Max. Continuous current (wire size 370mm ²)		600A
Max. switching capacity		1500VDC 1800A
Max. breaking capacity		1500VDC 2000A
Contact Rating switching voltages		12 to 1500VDC
Voltage drop across contacts per 100A		100mV Max. (At 5VDC)
Min. permissible load		12VDC 0.5A
Description		S.P On/Off (a)
Contact Arrangement, auxiliary contacts		1Form A (SPST-NO.)
Gold alloy Aux. Contacts Max. (Low level circuit type)		0.1A 30VDC
Gold alloy Aux. Contacts Min. (Low level circuit type)		1mA 5VDC

Ordering information (주문방법)



Permissible load of Aux. contact





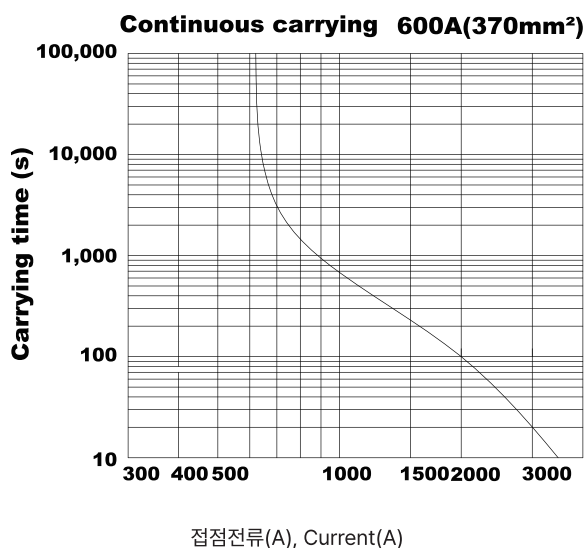
⊙ Characteristics (성능)

Expected life	Mechanical (Min.)		2×10 ⁵
	Electric (Min.) (Resistor)	1500V DC (+),(-) 350A	6×10 ³
		1500V DC (+),(-) 400A	1×10 ³
		1500V DC (+),(-) 500A	5×10 ²
		1500V DC (+),(-) 1,000A	20
Short circuit withstand current		1500Vdc 10,000A	5ms
Initial insulation resistance			Min. 200MΩ 1500VDC
Initial breakdown voltage	Between open contacts		5375VAC 60 Sec. 5mA
	Between contacts & coil		5375VAC 60 Sec. 5mA
Operate time (at 20°C)			Max. 60ms
Release time (at 20°C)			Max. 20ms
Shock resistance	Functional		Min. 98 m/s ² {10G}
	Destructive		Min. 490 m/s ² {50G}
Vibration resistance	Functional		49 m/s ² {5G} 10 to 500Hz
	Destructive		49 m/s ² {5G} 10 to 500Hz
Conditions for operation, transport and storage	Ambient temperature		-40°C to +80°C
	Humidity		5 to 85% R.H.
Unit weight			2100g

⊙ Reference data (특성곡선)

온도상승곡선

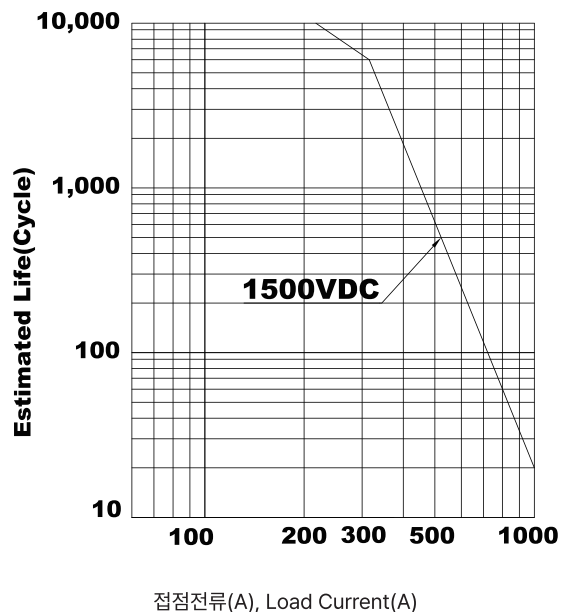
- 통전시간의 최대치 Max. Current capacity
- Max. Continuous thermal current rating (amperes)



전기적 수명 곡선

(Estimated Switching Ratings)

Make & Break Switching rating(Resistor Load)



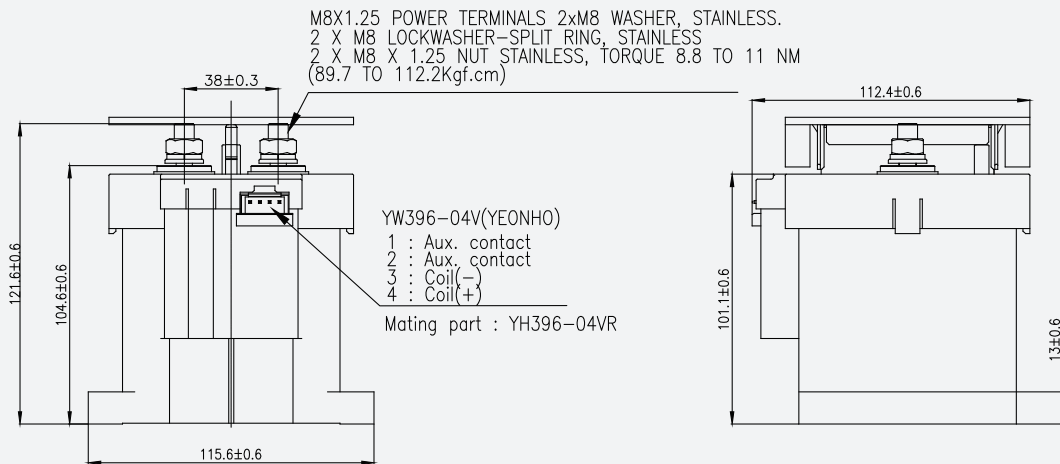
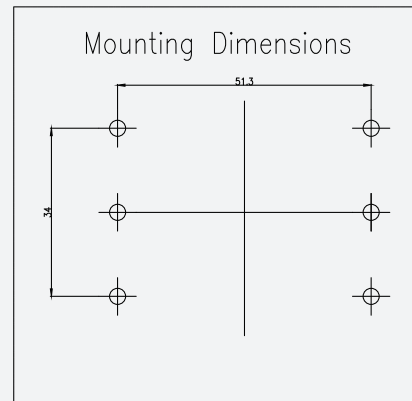
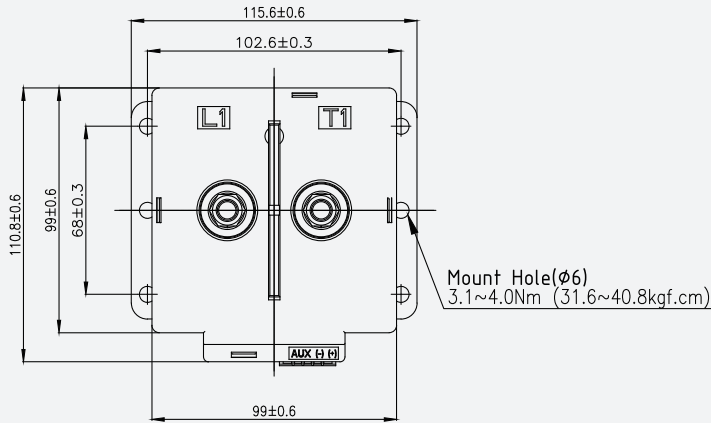
HERMETIC SEALED DC CONTACTOR (Bi-directional DC Contactor)

EVHB600



Dimension in mm (외형치수도)

Tolerance(공차) : 10mm 이하±0.3, 10~50mm ±0.6, 50mm 이상±1.0



Schematic (Top View)

